


# SIGNAL HOLIDAY

TAKE HOME ACTIVITIES

All Learning Areas



GRADE  
**2**  
ENTRANCE

WITH VARIED  
PARENTAL  
ENGAGEMENT  
ACTIVITIES



Pupil's Name: \_\_\_\_\_

School: \_\_\_\_\_

Year: \_\_\_\_\_

Nemis/U.P.I No.: \_\_\_\_\_

All working should be done in this workbook.

**SIGNAL**

**HOLIDAY  
HOMEWORK**

**GRADE 2 ENTRANCE**

**ALL SUBJECTS**

**SIGNAL PUBLISHERS LIMITED**





## TABLE OF CONTENTS

<b>SUBJECTS</b>	<b>PAGE</b>
1. Mathematical Activities.....	1
2. English Activities .....	13
3. Literacy Activities .....	26
4.Kiswahili Activities .....	33
5.Hygiene and Nutrition Activities.....	46
6. Environmental Activities.....	56
7.C.R.E Activities .....	65
8. Islamic Activities .....	77

## **PREFACE**

Research has shown that pupils who do homework perform better in school than those who do not. However, the amount and the type of homework given must take into account the child's developmental level. It is in this recognition that we based the development of **SIGNAL HOLIDAY HOMEWORK**.

Assigning homework provides opportunities for the extension and application of skills taught in class in a new environment (home). This enhances parental engagement as they guide and supervise the homework.

Homework also fosters independent learning, development of good study habits and recognition that learning can occur at home.

We highly welcome any suggestions that would further improve our holiday homework workbooks from our readers.

**THE SIGNAL TEAM**



# MATHEMATICS ACTIVITIES

## NUMBER CONCEPTS

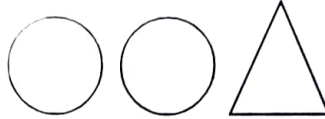
Sort, Match and Order objects.

Tick (✓) the shape that looks like this △

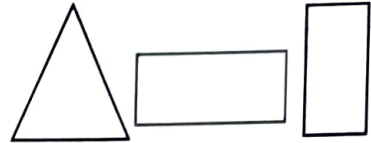
1.



2.



3.



Tick (✓) the shape that look like this. ○

4.



5.



6.




Circle the group that is less.


7.



8.



9.



Parent's/Guardian's Sign : \_\_\_\_\_

1

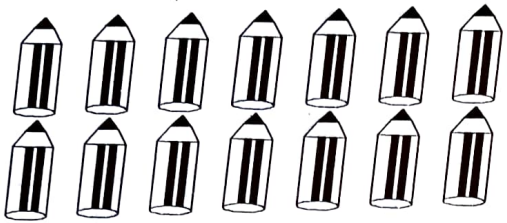



Grade 1

Date: \_\_\_\_\_

Signal Holiday Homework

## Counting, Matching and Place values

Count and match the numbers to the objects.

1.  7
2.  14
3.  10
4.  3

How many tens and ones.

5. 24 is 2 tens 4 ones
6. 47 is \_\_\_\_\_ tens \_\_\_\_\_ ones.
7. 33 is \_\_\_\_\_ tens \_\_\_\_\_ ones.
8. 67 is \_\_\_\_\_ tens \_\_\_\_\_ ones.
9. 80 is \_\_\_\_\_ tens \_\_\_\_\_ ones.
10. 14 is \_\_\_\_\_ tens \_\_\_\_\_ ones.

Parent's/Guardian's Sign : \_\_\_\_\_

2

Grade 1

Date: \_\_\_\_\_

## Numbers

### Complete the pattern.

1. 1, 2, 3, \_\_\_\_\_, \_\_\_\_\_, 6

2. 5, 6, 7, 8, \_\_\_\_\_, \_\_\_\_\_

3. 3, 5, 7, \_\_\_\_\_, \_\_\_\_\_

4. 7, 9, 11, \_\_\_\_\_, \_\_\_\_\_

5. 4, 6, 8, \_\_\_\_\_, \_\_\_\_\_

### Take away.

6. 5 take away 2 is

7. 4 take away 1 is

8. 5 take away 5 is

9. 5 take away 4 is

10. 4 take away 2 is

Parent's/Guardian's Sign : \_\_\_\_\_

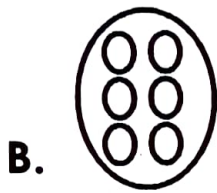

Signal Holiday Homework

Date: \_\_\_\_\_




## Measurements

1. Which has more?



\_\_\_\_\_

2. Which holds less?



\_\_\_\_\_

### Look at the calender.

DAYS	MARCH				
Sunday		4	11	18	25
Monday		5	12	19	26
Tuesday		6	13	20	27
Wednesday		7	14	21	28
Thursday	1	8	15	22	29
Friday	2	9	16	23	30
Saturday	3	10	17	24	31

### Write the day of the week for the following dates.

3. March 3rd is \_\_\_\_\_
4. March 6th is \_\_\_\_\_
5. March 12th is \_\_\_\_\_
6. March 14th is \_\_\_\_\_
7. March 19th is \_\_\_\_\_
8. March 5th is \_\_\_\_\_

Parent's/Guardian's Sign : \_\_\_\_\_


Date: \_\_\_\_\_

## Pairing and matching


Pair the same shapes.

A.

1.



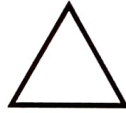
2.



3.



B.



Colour correctly and match the ones with the same colour.

4.



colour Blue

Colour red



5.



Colour black

Colour blue



6.



Colour orange

Colour black



7.



Colour red

Colour yellow



8.



Colour yellow

Colour orange



Arrange from smallest to the largest.

9.



10. Complete the pattern below.



Parent's/Guardian's Sign : \_\_\_\_\_

5

Grade 1

Date: \_\_\_\_\_

# Numbers.

Write the number name.

Number

Name

1. 1

one

2. 2

\_\_\_\_\_

3. 3

\_\_\_\_\_

4. 4

\_\_\_\_\_

5. 5

\_\_\_\_\_

6. 6

\_\_\_\_\_

7. 7

\_\_\_\_\_

8. 8

\_\_\_\_\_

9. 9

\_\_\_\_\_

10. 10

\_\_\_\_\_

---

Parent's/Guardian's Sign : \_\_\_\_\_

6

Grade 1

Date: \_\_\_\_\_

Signal Holiday Homework



## Addition

1.  $1 + 3 + \boxed{\phantom{00}} = 6$

2.  $3 + 4 + 2 = \boxed{\phantom{00}}$

3.  $6 + \boxed{\phantom{00}} + 2 = 9$

4.  $2 + 5 + \phantom{00} = 12$

5.  $7 + 2 \boxed{\phantom{00}} + \phantom{00} = 10$

6.  $4 + 2 + 2 = \boxed{\phantom{00}}$

7.  $5 + 3 + 2 = \boxed{\phantom{00}}$

8. 
$$\begin{array}{r} 3 \\ 4 \\ + 2 \\ \hline \end{array}$$

9. 
$$\begin{array}{r} 4 \\ 1 \\ + 3 \\ \hline \end{array}$$

10. 
$$\begin{array}{r} 7 \\ 2 \\ + 1 \\ \hline \end{array}$$

Parent's/Guardian's Sign : \_\_\_\_\_

Date: \_\_\_\_\_

## Addition

## NUMBERS

1.  $21$

$+ 5$

2.  $32$

$+ 6$

3.  $25$

$+ 3$

4.  $48$

$+ 1$

5.  $35$

$+ 4$

6.  $20 + 1 =$  \_\_\_\_\_

7.  $30 + 20 =$  \_\_\_\_\_

8.  $20$

$+ 20$

9.  $10$

$+ 40$

10.  $30$

$+ 40$

Parent's/Guardian's Sign : \_\_\_\_\_

Signal Holiday Homework

Date: \_\_\_\_\_

**Write the missing numbers.**

1. 35, 40, 45, \_\_\_\_\_, \_\_\_\_\_
2. 22, 24, 26, \_\_\_\_\_, \_\_\_\_\_
3. 20, 30, 40, \_\_\_\_\_, \_\_\_\_\_
4. 37, 39, 41, \_\_\_\_\_, \_\_\_\_\_
5. 5, 10, 15, \_\_\_\_\_, \_\_\_\_\_
6. 35, \_\_\_\_\_, 25, \_\_\_\_\_, 15, 10

**Subtraction.**

7.     4  
     - 1  
\_\_\_\_\_

\_\_\_\_\_

8.     6  
     - 2  
\_\_\_\_\_

\_\_\_\_\_

9.    60  
     - 50  
\_\_\_\_\_

\_\_\_\_\_

10. 90  
     - 20  
\_\_\_\_\_

\_\_\_\_\_

Parent's/Guardian's Sign : \_\_\_\_\_

Date: \_\_\_\_\_

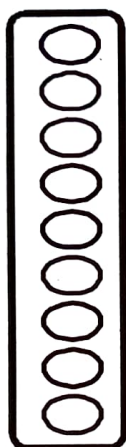


# NUMBERS

## How many tens and ones

Numbers	Tens	Ones
1. 48	4	8
2. 56	_____	_____
3. 74	_____	_____
4. 83	_____	_____
5. 50	_____	_____

6. Are they same in number? \_\_\_\_\_



Yes or No

Parent's/Guardian's Sign : \_\_\_\_\_

Date: \_\_\_\_\_

Relationship between addition and subtraction.

7.  $3 + 4 = 7$

$$7 - 3 = \boxed{\phantom{00}}$$

$$7 - 4 = \boxed{\phantom{00}}$$

8.  $2 + 6 = 8$

$$8 - \boxed{\phantom{00}} = 2$$

$$8 - \boxed{\phantom{00}} = 6$$

9.  $5 + 4 = 9$

$$\boxed{\phantom{00}} - 4 = 5$$

$$\boxed{\phantom{00}} - 5 = 4$$

10.  $5 + 1 = 6$

$$6 - 1 = \boxed{\phantom{00}}$$

$$6 - 5 = \boxed{\phantom{00}}$$

## Relationship between addition and subtraction

Fill in missing numbers.

1.  $17 - 9 = \square$

2.  $12 - 5 = \square$

3.  $14 - 8 = \square$

$9 + \square = 17$

$5 + \square = 12$

$8 + \square = 14$

### Mass






Write 'heavier than', 'lighter than' and 'same as'.

4. An exercise book is \_\_\_\_\_ than a stone.

5. A pencil is \_\_\_\_\_ a ruler.

### Shapes

Tell shapes.






# ENGLISH ACTIVITIES

## LISTENING AND SPEAKING. MYSELF/PARTS OF THE BODY.

1. My name is \_\_\_\_\_.
2. I am in grade \_\_\_\_\_ (one, two)
3. My teacher is called \_\_\_\_\_
4. I am a \_\_\_\_\_ (boy, girl)
5. Draw a picture of a girl.



6. I go to school to \_\_\_\_\_. (cry, learn)
7. My father is called \_\_\_\_\_.

## READING

### 8. Read the words below.

eye

girl

teeth

hand

nose

boy

leg

Parent's/Guardian's Sign : \_\_\_\_\_

13

Grade 1

Date: \_\_\_\_\_

## LISTENING AND SPEAKING.

### Welcome and greetings.

1. Good morning? \_\_\_\_\_
2. How are you? I am \_\_\_\_\_ thank you. **(close, fine)**
3. Good afternoon? \_\_\_\_\_
4. Goodbye! \_\_\_\_\_ too!
5. Good evening? \_\_\_\_\_
6. What is your first name? \_\_\_\_\_

### Language structure and functions.

Tick (✓) the correct sentence and put a cross (X) on the wrong one.

#### Example.

This are a book. ☐

This is a book. ☒

7. He is a boy. ☐

He are a boy. ☐

8. This are my pencil. ☐

This is my pencil. ☐

9. The boys is playing. ☐

The boys are playing. ☐

10. This is girls. ☐

These are girls. ☐

Parent's/Guardian's Sign : \_\_\_\_\_

Signal Holiday Homework

## LISTENING AND SPEAKING

### Language structure and functions.

#### Choose the correct answer.

1. Joy \_\_\_\_\_ colouring. (are, is)
2. I \_\_\_\_\_ reading. (am, is)
3. These \_\_\_\_\_ books. (is, are)
4. This \_\_\_\_\_ a rubber. (is, are)
5. My mother \_\_\_\_\_ cooking. (are, is)
6. They \_\_\_\_\_ coming home. (is, are)
7. We \_\_\_\_\_ in grade two. (are, is)

### READING.

#### Read these sentences.

8. How are you?
9. I am fine. Thank you.
10. Good afternoon?

Parent's/Guardian's Sign : \_\_\_\_\_

15

Grade 1

Date: \_\_\_\_\_

## READING

### 1. Read these sentences.

1. I put my books in the bags.

2. They have bananas.

3. Jambo puts food in the bowls.

### 2. Read the words.

cupboard

her

mother

store

under

first

buckets

## WRITING

### 3. Use the words to make sentences.

Under

\_\_\_\_\_

Seat

\_\_\_\_\_

Store

\_\_\_\_\_

Parent's/Guardian's Sign : \_\_\_\_\_

16

Grade 1

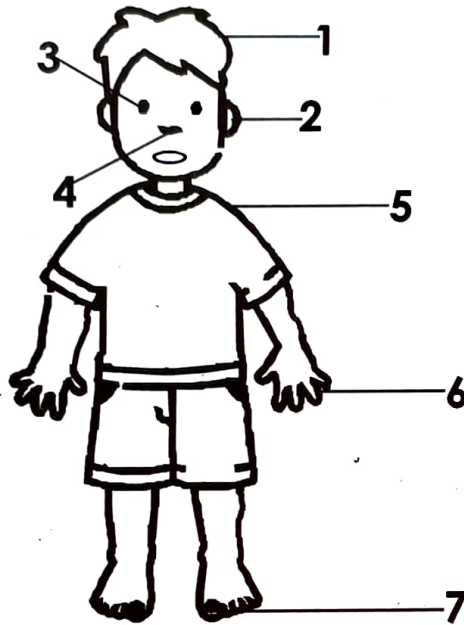
Date: \_\_\_\_\_

Signal Holiday Homework

## LISTENING AND SPEAKING

### Language structure and functions.

#### Name parts of the body.



1. \_\_\_\_\_

5. \_\_\_\_\_

2. \_\_\_\_\_

6. \_\_\_\_\_

3. \_\_\_\_\_

7. \_\_\_\_\_

4. \_\_\_\_\_

#### Choose the correct answer.

8. This \_\_\_\_\_ my eye. (are, is)

9. That \_\_\_\_\_ your nose. (is, are)

10. These \_\_\_\_\_ your ears. (is, are)

Parent's/Guardian's Sign: \_\_\_\_\_

17

Grade 1

Date: \_\_\_\_\_

Signal Holiday Homework






## READING

### 1. Read the words.

goodbye      those      arm      sorry      wheel  
goodmorning      queen      car      cloth      but

### 2. Draw and colour the following.

nose	leg	toe
		

### 3. Sing the song.

Head shoulders (knees and toes x 3) x 2

Ears, eyes, mouth and nose.

Hands and fingers (legs and hips x 3) x 2

Ears, eyes, mouth and nose.

Parent's/Guardian's Sign : \_\_\_\_\_

Signal Holiday Homework

Date: \_\_\_\_\_

## WRITING

Write the words correctly.

1. amr \_\_\_\_\_
2. blea \_\_\_\_\_
3. airch \_\_\_\_\_

Language structure and functions.

Use the words in the box to complete the sentences by adding 'ing' to the words.

run

cook

look

shine

sleep

4. He is \_\_\_\_\_ to school.
5. Sarah is \_\_\_\_\_ at the clock.
6. Mother is in the kitchen \_\_\_\_\_
7. The sun is \_\_\_\_\_
8. I was \_\_\_\_\_ in the bed.

Writing

9. Join the dots and say the sounds.

Bb

Bb

Bb

Aa

Aa

Aa

Parent's/Guardian's Sign : \_\_\_\_\_

19

Grade 1

Date: \_\_\_\_\_

## LISTENING AND SPEAKING.

### Language structure and functions.

#### Complete the sentences with words in brackets.

1. I have \_\_\_\_\_ eyes. (**one, too**)
2. Ben has \_\_\_\_\_ mouth. (**two, one**)
3. I have \_\_\_\_\_ hands. (**two, one**)
4. Fatuma has three \_\_\_\_\_ (**pencil, pencils**)
5. Joy has four \_\_\_\_\_. (**book, books**)
6. You have \_\_\_\_\_ head. (**two, one**)
7. We are eight \_\_\_\_\_ in the family. (**person, people**)


### READING

#### Read the words below.


five                  eight                  six                  seven                  four  
three                  two

#### Draw and colour.

(a). Three pencils.



(b). Two books



Parent's/Guardian's Sign : \_\_\_\_\_

20

Grade 1

Date: \_\_\_\_\_

## WRITING.

Use these words to make sentences.

1. Uniform

---

2. Desk

---

3. Classmates

---

## READING

Read these words.

play ground

a pair of shorts

here

chalkboard

school desk

draw

Read the sentences below.

1. I am a girl.

2. My class teacher is in class.

3. I am in grade one.

4. The child is playing.

5. Which grade are you in ?

Parent's/Guardian's Sign : \_\_\_\_\_

21

Grade 1

Date: \_\_\_\_\_

Signal Holiday Homework

## READING

### Read the story and answer questions.

Mary and Peter like playing with their pets. Mary has a pet hen, Peter has a dog. Mary is carrying her hen. She runs with it. Peter runs, the dog runs. They run in long grass. "Look! There is a snake!" Mary says. The snake will bite us. They screamed and called their mother.

1. Who likes playing? \_\_\_\_\_.
2. Mary likes playing with a \_\_\_\_\_
3. Why did they scream ? \_\_\_\_\_
4. Who called their mother? \_\_\_\_\_

### Read these words.

pets

long

bite

grass

snake

grass

Peter

mother

play

man

look

scream

Parent's/Guardian's Sign : \_\_\_\_\_

22

Grade 1

Date: \_\_\_\_\_

## LISTENING AND SPEAKING

### Language structure and functions.

#### Fill in the blanks with correct words.

1. The book is \_\_\_\_\_ the table.  
**(on, in)**
2. The picture is \_\_\_\_\_ the window.  
**(on, over)**
3. She keeps the axe \_\_\_\_\_ the cupboard.  
**(in, behind)**
4. Sandra kept the pencil \_\_\_\_\_ the bag.  
**(in, on)**
5. My phone is \_\_\_\_\_ the bed.  
**(under, in)**

#### Use "an" or "a" to fill in the blanks.

6. \_\_\_\_\_ book.
7. This is \_\_\_\_\_ axe.
8. I ate \_\_\_\_\_ orange.
9. It is \_\_\_\_\_ banana.
10. Mr. Opanga is \_\_\_\_\_ governor of our county.

Parent's/Guardian's Sign : \_\_\_\_\_

Date: \_\_\_\_\_



## LISTENING AND SPEAKING

### Language structure and functions.

Choose the correct answer from the brackets to complete the sentence.

1. John has \_\_\_\_\_ sister's book.  
(his, her)
2. Mary took \_\_\_\_\_ pen at their home.  
(her, my)
3. The teacher has \_\_\_\_\_ books.  
(its, my)
4. The bird is in \_\_\_\_\_ nest sleeping.  
(its, her)
5. This is my pencil. It is \_\_\_\_\_. (mine, yours)
6. Father bought this phone last week. It is \_\_\_\_\_  
phone. (her, his)

## WRITING

Make sentences using the words below.

Father

\_\_\_\_\_

I am

\_\_\_\_\_

He

\_\_\_\_\_

Parent's/Guardian's Sign : \_\_\_\_\_

Date: \_\_\_\_\_

## WRITING

Fill in missing sounds.

1. \_\_\_\_ at
2. \_\_\_\_ aby
3. \_\_\_\_ irl
4. \_\_\_\_ ot
5. \_\_\_\_ up


## LISTENING AND SPEAKING

Language structure and functions.

Fill the blank spaces with "what", "where", "who".

6. \_\_\_\_\_ are they doing?
7. \_\_\_\_\_ is your earphones?
8. \_\_\_\_\_ is typing the letters

9. Name the pictures.



Parent's/Guardian's Sign : \_\_\_\_\_

25

Grade 1

Date: \_\_\_\_\_

# **LITERACY ACTIVITIES**

## **LISTENING AND SPEAKING**

**Choose the correct answer for instructions below.**

1. Go \_\_\_\_\_ (here, there)
2. Come \_\_\_\_\_ (here, there)
3. Keep \_\_\_\_\_ (quiet, down)
4. Sit \_\_\_\_\_ (down, up)
5. Stand \_\_\_\_\_ (down, up)
6. Dress \_\_\_\_\_ (book, well)
7. Open your \_\_\_\_\_ (here, mouth)
8. Close the \_\_\_\_\_ (there, door)
9. Bring your \_\_\_\_\_ (ear, book)
10. Clap your \_\_\_\_\_ (eyes, hands)

**Answer the greetings correctly.**

1. Good morning? \_\_\_\_\_ too.
2. How are you? \_\_\_\_\_
3. Good afternoon? Good \_\_\_\_\_ too.
4. Good \_\_\_\_\_? Good evening \_\_\_\_\_.

**Answer these questions.**

1. What is your name? My name is \_\_\_\_\_.
2. I am \_\_\_\_\_ years old.
3. I am a \_\_\_\_\_. (boy, girl)
4. I am in grade \_\_\_\_\_.
5. I like to \_\_\_\_\_ during my free time.
6. My classteacher is Mr. or Mrs. \_\_\_\_\_.

Parent's/Guardian's Sign : \_\_\_\_\_

26

Grade 1

Date: \_\_\_\_\_

## READING

Look and say the alphabet in small and capital letters.

Aa Bb Cc Dd Ee Ff Gg Hh Ii

Jj Kk Ll Mm Nn Oo Pp Qq Rr

Ss Tt Uu Vv Ww Xx Yy Zz

### Questions.

1. List the consonants in capital and small letters.

B C D \_\_\_\_\_

b c d \_\_\_\_\_

2. Write vowels in capital and small letters.

A E \_\_\_\_\_

a e \_\_\_\_\_

## Listening and speaking

### Fill in the gaps with correct words.

1. I have two \_\_\_\_\_ and one \_\_\_\_\_
2. I have \_\_\_\_\_ ears.
3. I have \_\_\_\_\_ head and \_\_\_\_\_ neck.
4. I have two \_\_\_\_\_ and \_\_\_\_\_ feet.
5. I have \_\_\_\_\_ fingers and \_\_\_\_\_ toes.

## READING

### Read the story below and answer questions that follow.

I have a family. I love my family. My father is called John. My mother is Esther. I love my little brother. His name is James he plays with me. My older sister is called Mary. She likes to play with James. Mother always bath James before he sleeps. It helps James relax.

6. My father's name is \_\_\_\_\_
7. My brother's name is \_\_\_\_\_
8. I \_\_\_\_\_ my family.
9. Mary likes to \_\_\_\_\_ with James.
10. Who always bath James? \_\_\_\_\_.

Parent's/Guardian's Sign : \_\_\_\_\_

28

Grade 1

Date: \_\_\_\_\_

## WRITING

Add one letter to make two letters word.

1. \_\_\_\_\_m
2. \_\_\_\_\_f
3. \_\_\_\_\_o
4. \_\_\_\_\_t
5. \_\_\_\_\_x
6. o\_\_\_\_\_
7. u\_\_\_\_\_
8. m\_\_\_\_\_
9. a\_\_\_\_\_

Add one letter to make three letters word.

1. m\_\_\_\_\_p
2. f\_\_\_\_\_n
3. t\_\_\_\_\_n
4. p\_\_\_\_\_t
5. c\_\_\_\_\_t
6. f\_\_\_\_\_x
7. k\_\_\_\_\_t
8. o\_\_\_\_\_t
9. w\_\_\_\_\_t
10. s\_\_\_\_\_t

Parent's/Guardian's Sign : \_\_\_\_\_

29

Grade 1

Date: \_\_\_\_\_

Signal Holiday Homework



## **READING**

### **Read the sentences.**

1. The rain did not stop quickly.
2. My father has a boat in Lake Victoria.
3. It is hot today.
4. She had a fight with me.
5. Put the calf in shed.
6. They all ran into the classroom.
7. The fox has a long tail.
8. She is right. You are wrong.

## **WRITING**

### **Write words with the sounds "ai", "igh", "oa", "ee"**

9. ai \_\_\_\_\_

igh \_\_\_\_\_

10. oa \_\_\_\_\_

ee \_\_\_\_\_

Parent's/Guardian's Sign : \_\_\_\_\_

30

Grade 1

Date: \_\_\_\_\_

## READING

Circle the words with the same rhymes.

Example	fat	bin	mat
1.	pot	pin	dot
2.	van	ran	fig
3.	big	fig	ran
4.	bet	tin	let
5.	leg	bet	pan
6.	den	ten	can
7.	tap	nap	pin
8.	red	hen	hog
9.	pit	bit	den
10.	bet	set	sin

Read the words below.

wool	boot	fool	
root	too	cook	book

## WRITING.

Re-write the sentences correctly using capital letters.

1. anna and ben are at school.

\_\_\_\_\_

2. i have library lesson every tuesday.

\_\_\_\_\_

3. my dog's name is bobby.

\_\_\_\_\_

4. nairobi is in kenya.

\_\_\_\_\_

5. tana river is in kenya.

\_\_\_\_\_

6. kampala is the capital city of uganda.

\_\_\_\_\_

7. christmas is in december.

\_\_\_\_\_

8. riding a bicycle is my hobby.

\_\_\_\_\_

9. many children like playing.

\_\_\_\_\_

10. we like mt. kenya.

\_\_\_\_\_

Parent's/Guardian's Sign : \_\_\_\_\_

Date: \_\_\_\_\_

# KISWAHILI


## Maamkuzi.

### Linganisha maamkuzi na majibu.


- |                        |                |
|------------------------|----------------|
| 1. Waambaje rafiki?    | aleikum salaam |
| 2. Shikamoo mwalimu?   | chewa          |
| 3. Habari za asubuhi?  | hatujambo      |
| 4. Hujambo kaka?       | vyema          |
| 5. Sabalkheri dada?    | vyema          |
| 6. Hamjambo wenzangu?  | njema          |
| 7. Chewa watoto?       | vizuri         |
| 8. Salaam aleikum ?    | aheri          |
| 9. Umeamkaje jirani?   | sijambo        |
| 10. Umeshindaje bwana? | marahaba       |

## Chora vifaa vya darasani


1. Rula




6. Penseli



2. Ubao



7. kichongeo




3. Dawati




8. kifutio




4. Kalamu



9. Raba



5. Kiti



10. Kitabu



Sahihi ya Mlezi/Mzazi : \_\_\_\_\_

Signal Holiday Homework

## **JIELEZE (MAELEZO)**

1. Mimi ninaitwa \_\_\_\_\_

2. Mimi ni \_\_\_\_\_

**(mvulana, msichana)**

3. Nina umri wa miaka \_\_\_\_\_

4. Nasoma katika gredi ya \_\_\_\_\_

5. Rafiki yangu anaitwa \_\_\_\_\_

6. Rafiki yangu ni \_\_\_\_\_

**(mvulana, msichana)**

7. Rafiki yangu ana umri wa miaka \_\_\_\_\_

8. Rafiki yangu anasoma katika gredi ya \_\_\_\_\_

9. Mimi ninapenda \_\_\_\_\_

10. Rafiki yangu anapenda \_\_\_\_\_



## **Soma hadithi kisha ujibu maswali.**

Mimi ninaitwa Rukia. Nina umri wa miaka saba. Nasoma katika gredi ya kwanza. Shule yetu inaitwa Salama. Darasani mwetu mna vitu vingi. Sisi huketi kwenye madawati. Mwalimu wetu huketi kwenye kiti na Kutumia meza kuandika. Marafiki zangu ni wengi. Wasichana kama mimi ni watano. Wavulana ni wanne. Sisi sote tunapenda kusoma vitabu. Mwalimu wetu anatupenda.

### **Maswali.**

1. Nani anayejieleza katika hadithi hii? \_\_\_\_\_
2. Shule gani inazungumziwa? \_\_\_\_\_
3. Je, huketi wapi darasani?  
\_\_\_\_\_
4. Ni jumla ya marafiki wangapi waliotajwa?  
\_\_\_\_\_
5. Je, wanafunzi marafiki wanapenda nini?  
\_\_\_\_\_
6. Taja vifaa vitano vya darasani
  - (a). \_\_\_\_\_
  - (b). \_\_\_\_\_
  - (c). \_\_\_\_\_
  - (d). \_\_\_\_\_
  - (e). \_\_\_\_\_

## TARAKIMU

Andika tarakimu kuanzia nambari 1- 10 kwa maneno.

_____	_____
_____	_____
_____	_____
_____	_____
_____	_____

Linganisha kila nambari na jina lake.

10	moja
7	tatu
6	kumi
3	saba
5	tisa
2	nne
4	tano
1	mbili
9	sita

Sahihi ya Mlezi/Mzazi : \_\_\_\_\_

37

Grade 1

Tarehe: \_\_\_\_\_

## UMOJA NA WINGI

### Andika hizi sentensi katika wingi.

1. Mimi ninasikiliza.

\_\_\_\_\_

2. Mimi ninaongea.

\_\_\_\_\_

3. Mimi ninasoma.

\_\_\_\_\_

4. Mimi ninaandika.

\_\_\_\_\_

5. Mimi ninachora.

\_\_\_\_\_

### Andika sentensi hizi katika umoja.

6. Sisi tunafagia.

\_\_\_\_\_

7. Sisi tunanyolewa.

\_\_\_\_\_

8. Sisi tunaoga.

\_\_\_\_\_

9. Sisi tunacheza.

\_\_\_\_\_

10. Sisi tunahesabu.

\_\_\_\_\_

Parent's/Guardian's Sign : \_\_\_\_\_

38

Grade 1

Date: \_\_\_\_\_

Signal Holiday Homework

## SEHEMU ZA MWILI.

Tumia jedwali kuunda majina kumi ya sehemu za mwili.

ki	cha	ga	wa	si	ku	yo	so
pa	to	no	pu	o	wa	gi	m
u	si	ch	no	be	ji	ko	a

1. **Mfano:** Kichwa

2. \_\_\_\_\_

3. \_\_\_\_\_

4. \_\_\_\_\_

5. \_\_\_\_\_

6. \_\_\_\_\_

7. \_\_\_\_\_

8. \_\_\_\_\_

9. \_\_\_\_\_

10. \_\_\_\_\_

Sahihi ya Mlezi/Mzazi : \_\_\_\_\_

Tarehe: \_\_\_\_\_

## Matumizi ya “huyu” na “hawa”

### Jaza pengo kwa kutumia “Huyu” na “Hawa”

1. Kwa mfano: **Huyu** anachonga penseli.
2. \_\_\_\_\_ wananawa mikono.
3. \_\_\_\_\_ anasoma kitabu.
4. \_\_\_\_\_ wanaandika.
5. \_\_\_\_\_ anacheza.
6. \_\_\_\_\_ wanachora sehemu za mwili.
7. \_\_\_\_\_ anachoma takataka.
8. \_\_\_\_\_ wanaimba wimbo wa taifa.
9. \_\_\_\_\_ anajibu swali.
10. \_\_\_\_\_ wanaokota karatasi.

Sahihi ya Mlezi/Mzazi : \_\_\_\_\_

40

Grade 1

Tarehe: \_\_\_\_\_


# VYAKULA VYA KIASILI.

Linganisha mchoro na jina sahihi.

## Jina

1. viazi vikuu
2. maharagwe
3. viazi vitamu
4. maboga
5. mapera
6. mchicha
7. mahindi

## Mchoro



Sahihi ya Mlezi/Mzazi : \_\_\_\_\_

41

Grade 1

Tarehe: \_\_\_\_\_

Signal Holiday Homework








## HADITHI

### Soma hadithi na ujibu maswali.

Vyakula ni muhimu kwa afya zetu. Vyakula vya kiasili ndivyo bora. Vyakula hivyo ni kama viazi vitamu na mihogo. Pia viazi vikuu na mtama ni vya kiasili. Mimi napenda kula maharagwe. Je, wajua kwamba mahindi na wimbi pia ni vyakula vya kiasili?  
Leo nitakula mboga.

### Maswali.

1. Taja aina mbili za viazi  
(a). \_\_\_\_\_ (b). \_\_\_\_\_
2. Je, unadhani pure hupikwa kwa mchanganyiko wa nini na nini? \_\_\_\_\_
3. Kamilisha neno: M \_\_\_\_\_ h \_\_\_\_\_ g \_\_\_\_\_
4. Kamilisha neno: M \_\_\_\_\_ b \_\_\_\_\_ g \_\_\_\_\_
5. Je, wapenda chakula kipi cha kiasili?  
\_\_\_\_\_
6. Chora vyakula tano vya kiasili.



## UMOJA NA WINGI

### Andika wingi wa sentensi hizi.

1. Muhogo wangu.

\_\_\_\_\_

2. Dawati langu.

\_\_\_\_\_

3. Kiazi changu.

\_\_\_\_\_

4. Mkono wangu.

\_\_\_\_\_

5. Kalamu yangu.

\_\_\_\_\_

6. Kichongegeo changu.

\_\_\_\_\_

### Andika umoja wa sentensi hizi.

7. Vitabu vyetu

\_\_\_\_\_

8. Madaftari yetu

\_\_\_\_\_

9. Walimu wetu

\_\_\_\_\_

10. Penseli zetu

\_\_\_\_\_

Parent's/Guardian's Sign : \_\_\_\_\_

43

Grade 1

Date: \_\_\_\_\_

Signal Holiday Homework

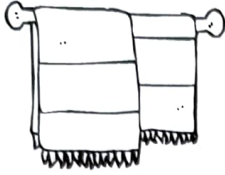
## USAFI WA MWILI.

Linganisha picha ya kifaa na matumizi.

### Picha

### Matumizi

1.



kunyolea nywele

2.




kuchania nywele

3.



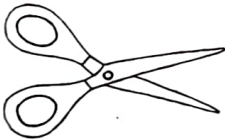
kupangusia puani

4.



kukatia kucha

5.



kusugulia meno

6.



kupangusia mwili

Chora vifaa vifuatavyo.

7.	8.	9.
mswaki	kitana	makasi

Sahihi ya Mlezi/Mzazi : \_\_\_\_\_

Tarehe: \_\_\_\_\_

## KUSOMA

### Soma hadithi kisha ujibu maswali.

Usafi ni muhimu. Usafi huanzia mwilini. Tunapaswa kupiga meno yetu mswaki kila mara. Pia nywele zetu zichanwe kwa kitana na kucha kukatwa kwa kigutuzi. Makasi safi yatumike kunyoa nywele zetu. Si vizuri kupangusa kamasi kwa mikono. Hanchifu hufuta kamasi puani.

### Maswali.

1. Ni kitu gani muhimu? \_\_\_\_\_
2. Je, usafi huanzia wapi? \_\_\_\_\_
3. Meno husuguliwa kwa \_\_\_\_\_
4. Kwa nini kitana ni muhimu? \_\_\_\_\_
5. Kamasi hupangusiwa nini puani? \_\_\_\_\_

### Soma sentensi kwa ufasaha.

6. Wageni walikula wali wakashiba.
7. Wembe wenu wapendeza wote.
8. Haraka haraka haina baraka.
9. Wimbo wao wavutia.
10. Wizi wa wavu washangaza.

# HYGIENE AND NUTRITION

## HEALTH PRACTICES

Choose the correct answer from the brackets to complete the sentences.

1. I am \_\_\_\_\_ because I eat healthy foods.  
(**healthy, sick**)
2. When I \_\_\_\_\_ I become strong and healthy.  
(**don't play, play**)
3. Too much sugar is \_\_\_\_\_ for our health.  
(**good, bad**)
4. Always wash your hands \_\_\_\_\_ visiting the toilet. (**after, before**)
5. We should use \_\_\_\_\_ when we feel pressed.  
(**water, toilet**)
6. The water we drink should be \_\_\_\_\_ and \_\_\_\_\_.  
(**clean, safe, white, pure**)
7. Using toilets and latrines helps to prevent \_\_\_\_\_.  
(**illness, quarelling**)
8. I should eat food \_\_\_\_\_ washing hands.  
(**before, after**)
9. Washing hands prevents \_\_\_\_\_ from getting into our foods. (**germs, water**)

Say 'yes' or 'no'.

10. Bathing daily is a healthy practice. \_\_\_\_\_

Parent's/Guardian's Sign : \_\_\_\_\_

Signal Holiday Homework

Date: \_\_\_\_\_



## HEALTH PRACTICES

### Use of medicine.

1. Name medicines you see at home.  
(a). \_\_\_\_\_  
(b). \_\_\_\_\_  
(c). \_\_\_\_\_
2. When we are sick we go to hospital, the doctor gives us \_\_\_\_\_. (**care, medicines**)
3. Medicines are found in many \_\_\_\_\_ in use.  
(**places, forms**)
4. Some medicines are for \_\_\_\_\_ pain.  
(**increasing, relieving**)
5. We should follow the doctors \_\_\_\_\_ before we take medicines. (**worry, instructions**)

### Fill in the missing letters to complete names of medicines.

6. P\_\_\_\_n\_\_\_\_d\_\_\_\_l
7. syr\_\_\_\_p
8. t\_\_\_\_b\_\_\_\_et
9. c\_\_\_\_ps\_\_\_\_l\_\_\_\_s

Write 'yes' or 'No'

10. It is good to wash your hands before you swallow medicine. \_\_\_\_\_.

Parent's/Guardian's Sign : \_\_\_\_\_

47

Grade 1

Date: \_\_\_\_\_

Signal Holiday Homework

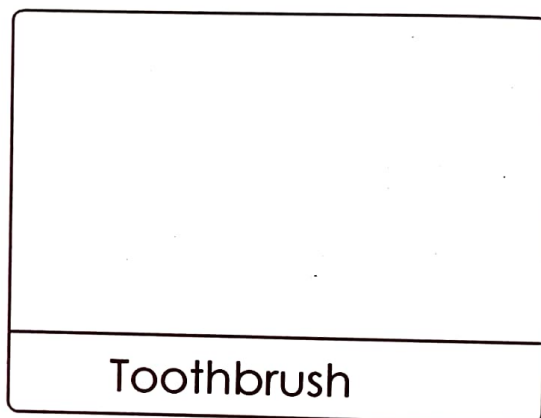



## HEALTH PRACTICES

### Use of medicine, healthy habits and care of teeth.

1. Dirty toilets and latrines attract \_\_\_\_\_  
(animals, flies)
2. To brush teeth, we need toothbrush and \_\_\_\_\_  
(sharp objects, toothpaste)

### 3. Draw and colour.



4. Name **two** places where medicine can be stored.  
(a). \_\_\_\_\_  
(b). \_\_\_\_\_
5. We should take the \_\_\_\_\_ of medicine as prescribed by the doctor. (**dosage, wastage**)
6. Eating too much salt and sugar is \_\_\_\_\_ to our health. (**safe, dangerous**)
7. Where do you dispose soiled materials after removing the teeth? \_\_\_\_\_
8. We should sleep \_\_\_\_\_ enough, sleep is healthy.  
(**late, early**)

Parent's/Guardian's Sign : \_\_\_\_\_

Date: \_\_\_\_\_

# PERSONAL HYGIENE.

## Care of different parts of the body.

Name the things that we use to clean our body.

1.



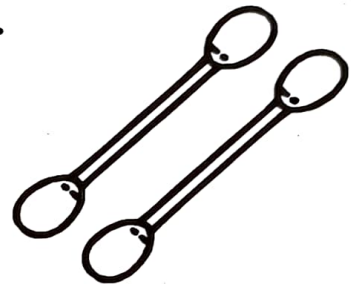
2.



3.



4.



5. We clean our nose by using a \_\_\_\_\_.

**(soap, handkerchief)**

6. We wipe our body using a \_\_\_\_\_.

**(cloth, towel)**

7. Keep your toenails short by cutting with a \_\_\_\_\_.

**(knife, nailcutter)**

Write 'yes' or 'no'.

8. We should share handkerchief? \_\_\_\_\_

9. We can share pumice stone? \_\_\_\_\_

10. Can we share towel? \_\_\_\_\_

Parent's/Guardian's Sign : \_\_\_\_\_

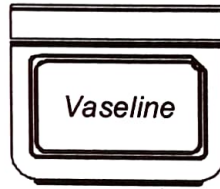

Date: \_\_\_\_\_

## PERSONAL HYGIENE

### Care of different parts of our body

1. We should \_\_\_\_\_ sharp objects to clean our ears.  
(use, not use)

2. Tick objects used in cleaning the hair.



3. You should brush your teeth moving the toothbrush up and \_\_\_\_\_ (down, out)

4. Bathing helps to keep the body cool and \_\_\_\_\_.  
(wet, fresh)

5. Name **three** materials needed to clean the teeth.

(a). \_\_\_\_\_

(b). \_\_\_\_\_

(c). \_\_\_\_\_

### Fill in missing letters.

6. t\_\_\_\_thp\_\_\_\_ste    7. t\_\_\_\_th    8. c\_\_\_\_mb

9. Always brush your teeth \_\_\_\_\_ every meal.

(after, before)

Parent's/Guardian's Sign : \_\_\_\_\_

50

Grade 1

Date: \_\_\_\_\_

## PERSONAL HYGIENE

### Use of toilets and latrines and cleaning different bodyparts.

1. Urinals are used by \_\_\_\_\_ and \_\_\_\_\_.
2. \_\_\_\_\_ the latrine before you enter.  
**(Open, Knock)**
3. Wash your hands \_\_\_\_\_ visiting toilets.  
**(before, after)**
4. Girls and women do not use \_\_\_\_\_ **(toilets, urinals)**
5. Cover the pit \_\_\_\_\_ of latrine with a lid.  
**(load, hole)**
6. Hygiene is \_\_\_\_\_ **(whiteness, cleanliness)**
7. We clean our nose to remove \_\_\_\_\_.  
**(sweat, mucus)**

### Say 'yes' or 'no'.

8. It is bad manners to suck back mucus . \_\_\_\_\_
9. Clean water is brown. \_\_\_\_\_
10. A handkerchief is a \_\_\_\_\_ item.  
**(public, personal)**

### 11. Name the picture



Parent's/Guardian's Sign : \_\_\_\_\_

51

Grade 1

Date: \_\_\_\_\_



## HEALTH PRACTICES AND PERSONAL HYGIENE

1. Name **three** healthy practises that promote good health.  
(a). \_\_\_\_\_  
(a). \_\_\_\_\_  
(a). \_\_\_\_\_
2. Do not pass faeces In the \_\_\_\_\_ (**forest, latrine**)
3. Playing is healthy, our body becomes \_\_\_\_\_  
(**weak, strong**)
4. Tick (✓) the one using toilet in proper way \_\_\_\_\_



### Match the name and use

#### Name

#### Use

- |                  |                                       |
|------------------|---------------------------------------|
| 5. Detergent     | wiping ourselves.                     |
| 6. Diapers       | used by babies as toileting materials |
| 7. Tissue papers | cleaning the toilets.                 |
8. Which one do you use while bathing? \_\_\_\_\_  
(**detergents, soap**)

### Name two good habits when using the toilets.

9. \_\_\_\_\_
10. \_\_\_\_\_

Parent's/Guardian's Sign : \_\_\_\_\_

52

Grade 1

Date: \_\_\_\_\_

# FOODS


Write the names of foods in the pictures choose answer from the box below.

meat, eggs, beans, milk, orange


1.




2.




3.



4.



5.



Circle the names of plants source of food only.

6. Sweets, orange, milk

7. Meat, yoghurt, berries

8. Maize, egg, chicken

Name food and drink that you take daily at home.

9. (a). \_\_\_\_\_ (b). \_\_\_\_\_

10. This is a \_\_\_\_\_

(mango, pumpkin)



Parent's/Guardian's Sign : \_\_\_\_\_

53

Grade 1



Date: \_\_\_\_\_



## FOODS

### Using our senses to identify food.

1. Draw and name two common foods in your home.



### Match the foods with their tastes.


- | Food                                | Taste    |
|-------------------------------------|----------|
| 2. Banana                           | salty    |
| 3. Lemon                            | sweet    |
| 4. Water                            | bitter   |
| 5. Onion                            | sour     |
| 6. Salted crisps                    | no taste |
| 7. I have _____ senses. (7, 5)      |          |
| 8. I see with my _____ (eyes, ears) |          |

### Name these foods.

9



10



Parent's/Guardian's Sign: \_\_\_\_\_

54

Grade 1

Date: \_\_\_\_\_

## FOODS

1. Why do we eat food? Give **two** reasons.

(a). \_\_\_\_\_

(b). \_\_\_\_\_

2. Combine these foods to make breakfast and lunch.

egg, milk, rice, pawpaw, bread, beans, cabbage

(a). Breakfast

\_\_\_\_\_ + \_\_\_\_\_ + \_\_\_\_\_ + \_\_\_\_\_

(b). Lunch

\_\_\_\_\_ + \_\_\_\_\_ + \_\_\_\_\_ + \_\_\_\_\_

Write 'true' or 'false'.

3. We should chew food well before swallowing. \_\_\_\_\_

4. We should talk with food in the mouth. \_\_\_\_\_

5. We become sick if we eat \_\_\_\_\_ food.

(rotten, good)

Match the foods below with places where we buy them.

Place we buy	Name of the food
6. Dairy	sugar
7. Butchery	fish
8. Shop	meat
9. Bakery	milk
10. Lakeshore	bread

Parent's/Guardian's Sign : \_\_\_\_\_

55

Grade 1


Date: \_\_\_\_\_

# ENVIRONMENTAL ACTIVITIES

## Weather and the sky.

### Observing the sky and weather conditions.


1. Tick what can you see at night.




2. During the day we see the sun and the \_\_\_\_\_  
(clouds, stars)

3. Draw and colour


a. sun



b. moon




c. clouds



d. stars



4.



The weather is \_\_\_\_\_

Parent's/Guardian's Sign : \_\_\_\_\_

Date: \_\_\_\_\_

# WATER

## SOURCES OF WATER.

1. What is a source of water? \_\_\_\_\_




2. Name five sources of water.

(a). \_\_\_\_\_ (d). \_\_\_\_\_

(b). \_\_\_\_\_ (e). \_\_\_\_\_

(c). \_\_\_\_\_

3. Draw 3 sources of water.



4. Circle sources of water in the grid below.

r	l	a	k	e	t
i	a	w	e	l	l
v	b	o	r	e	t
e	a	t	d	a	m
r	w	r	a	i	n

Parent's/Guardian's Sign : \_\_\_\_\_

57

Grade 1

Date: \_\_\_\_\_

## WATER

## USES OF WATER.

1. How do you use water? Name four uses of water.

(a). \_\_\_\_\_ (c). \_\_\_\_\_

(b). \_\_\_\_\_ (d). \_\_\_\_\_

**2. Colour the pictures below.**



3. We should \_\_\_\_\_ water before drinking.  
(cook, boil)

4. We should not \_\_\_\_\_ water.  
(use, waste)

**5. Washing jerricans from a running tap is wasting of water.**

**( True or false)**

**Parent's/Guardian's Sign :**


Date:



# PLANTS

1. Draw, name and colour four plants.


2. Colour and name the plants.



a. This is \_\_\_\_\_  
tree



b. This is a \_\_\_\_\_  
plant



c. The plant is \_\_\_\_\_



d. The plant is \_\_\_\_\_



e. This is a \_\_\_\_\_ plant

Complete the names of the plants below.

co\_\_\_\_onut

bana\_\_\_\_a

c\_\_\_\_rrot

cass\_\_\_\_va

sweetp\_\_\_\_tato

Parent's/Guardian's Sign : \_\_\_\_\_

59

Grade 1

Date: \_\_\_\_\_

Signal Holiday Homework



## ANIMALS

### 1. Complete the names of animals.

(a). c\_\_\_\_w      (b). g\_\_\_\_t      (c). do\_\_\_\_k\_\_\_\_y

(d). \_\_\_\_en      (e). d\_\_\_\_g      (f). bi\_\_\_\_d


### 2. Name four animals kept at home.

1. \_\_\_\_\_
2. \_\_\_\_\_
3. \_\_\_\_\_
4. \_\_\_\_\_


### 3. Some animals are harmful. \_\_\_\_\_ **True or False**

### 4. Draw and colour two animals and name them.

(a).



(b).



Parent's/Guardian's Sign : \_\_\_\_\_

Date: \_\_\_\_\_

## ENERGY

### Complete the ways of producing sound.

1. drum b\_\_\_\_ ating.
2. sha\_\_\_\_ ing
3. horn bl\_\_\_\_ wing.
4. bell r\_\_\_\_ nging.
5. Sound can be produced through hitting, shaking and \_\_\_\_\_. (**clicking, watching**)
6. Name things that produce sound by;
  - (a). Plucking \_\_\_\_\_
  - (b). Blowing \_\_\_\_\_
  - (c). Shaking \_\_\_\_\_
  - (d). Hitting \_\_\_\_\_

### Complete and read the sentences.

7. We hear \_\_\_\_\_ when there is fire.  
(**voice, siren**)
9. We hear \_\_\_\_\_ siren when an accident happens.  
(**van, ambulance**)
9. We hear \_\_\_\_\_ sound when clearing traffic.  
(**siren, warning**)

### 10. Match the sounds alert with the correct dangers below.

#### **sound alert**

Ambulance

Police siren

Fire engine siren

screaming

#### **Meaning**

A building on fire.

sharp pain or danger.

A sick person.

thieves or robbers at a place.

Parent's/Guardian's Sign : \_\_\_\_\_

61

Grade 1

Date: \_\_\_\_\_

## SOCIAL ENVIRONMENT

1. Loud sound is bad to our \_\_\_\_\_. (**ears, eyes**)

2. How do you care for things found at home?  
\_\_\_\_\_

3. Name three ways you can make environment clean?

(a). \_\_\_\_\_

(b). \_\_\_\_\_

(c). \_\_\_\_\_

4. We should not walk on \_\_\_\_\_ floor.

(**slippery, dry**)

5. We should not \_\_\_\_\_ trees. (**touch, climb**)

6. It is our right to \_\_\_\_\_

(**good clothes, bad food**)

7. It is our right to \_\_\_\_\_

(**good house, bad house**)

8. It is our right to get \_\_\_\_\_ (**sick, medical care**)

9. Name two things you do at home.

(a). \_\_\_\_\_

(b). \_\_\_\_\_

10. The things we must have to live are called

\_\_\_\_\_ (**basic needs, wants**)

Parent's/Guardian's Sign : \_\_\_\_\_

Signal Holiday Homework

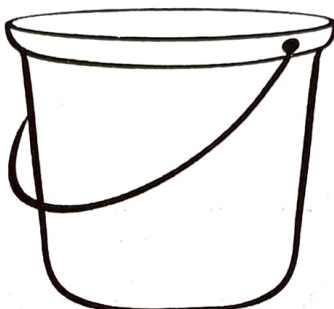
62

Grade 1

Date: \_\_\_\_\_

## WATER AND ANIMALS

1. Name the pictures. Use the names in the box below.



\_\_\_\_\_

\_\_\_\_\_

\_\_\_\_\_

**hosepipe, watering can, bucket**

2. When can we water flowers? \_\_\_\_\_

3. Name three reasons of watering flowers.

(a). \_\_\_\_\_

(b). \_\_\_\_\_

(c). \_\_\_\_\_

4. Name two animals we keep at home.

(a). \_\_\_\_\_

(b). \_\_\_\_\_

5. Which feeds do these animals feed on

(a). cat \_\_\_\_\_

(b). cow \_\_\_\_\_

Parent's/Guardian's Sign : \_\_\_\_\_

63

Grade 1

Date: \_\_\_\_\_

Signal Holiday Homework

## WATER AND ENERGY.

**Fill in using 'yes' or 'no'.**

1. We should close the taps after using them.  
\_\_\_\_\_
2. We should drink water using our hands.  
\_\_\_\_\_
3. We should clean utensils from a running tap.  
\_\_\_\_\_
4. We should not repair broken pipes.  
\_\_\_\_\_
5. We should close showers when not in use .  
\_\_\_\_\_
6. We should wash clothes from a running tap.  
\_\_\_\_\_
7. Write down 3 things you can do in order to save light energy.  
a). \_\_\_\_\_  
(b). \_\_\_\_\_  
(c). \_\_\_\_\_
8. Draw and colour 4 things that give light


Parent's/Guardian's Sign : \_\_\_\_\_

Signal Holiday Homework

64

Grade 1

Date: \_\_\_\_\_



# C.R.E ACTIVITIES

## CREATION: SELF AWARENESS

1. My name is \_\_\_\_\_.
2. I am a \_\_\_\_\_. (boy, girl)
3. I was created by \_\_\_\_\_ God, Father)
4. God made me in His own \_\_\_\_\_.  
(image, face)
5. I am \_\_\_\_\_ before God. (special, good)
6. My name is written in \_\_\_\_\_ palm.  
(satan, God's)
7. We should \_\_\_\_\_ God for creating us.  
(thank, hate)
8. We should be \_\_\_\_\_ with our names. (sad, happy)

### Fill in the missing letters.

9. G \_\_\_\_\_ d

10. Im \_\_\_\_\_ ge

Parent's/Guardian's Sign : \_\_\_\_\_

65

Grade 1

Date: \_\_\_\_\_

Signal Holiday Homework



## MY FAMILY.

1. \_\_\_\_\_ is the head of the family. **(Mother, Father)**
2. A \_\_\_\_\_ family is made up of father, mother and children. **(extended, nuclear)**
3. Praying together in a family promotes \_\_\_\_\_ in the family. **(theft, faith)**
4. Name two things we can share in the family.  
(a). \_\_\_\_\_  
(b). \_\_\_\_\_
5. A family that shares \_\_\_\_\_ together. **(stays, hate)**

### Fill in the missing letters in the words below.

6. l\_\_\_\_ v\_\_\_\_\_
7. f\_\_\_\_mily
8. sh\_\_\_\_re
9. Name **two** family members.  
(a). \_\_\_\_\_  
(b). \_\_\_\_\_

10. Tick (✓) the item that should not be shared



Holy Bible



Tooth brush


Parent's/Guardian's Sign : \_\_\_\_\_

Signal Holiday Homework

Date: \_\_\_\_\_

## CREATION OF PLANTS AND ANIMALS.

1. Plants and animals were created by \_\_\_\_\_.  
**(satan, God)**
2. We should take care of \_\_\_\_\_ creation.  
**(satans, God's)**
3. Animals give us foods like \_\_\_\_\_.  
**(fruits, meat)**
4. We keep animals like a cat and \_\_\_\_\_ at home.  
**(lion, chicken)**
5. We care for animals by \_\_\_\_\_.  
**(feeding them, beating them)**
6. A cow gives us \_\_\_\_\_. **(eggs, milk)**
7. A hen gives us \_\_\_\_\_. **(milk, eggs)**
8. We should care for animals and plants because \_\_\_\_\_  
**(we feed on them, we play with them)**
9. Plants give us fruits and \_\_\_\_\_.  
**(vegetables, milk)**
10. Draw and colour a tree with fruits



Parent's/Guardian's Sign : \_\_\_\_\_

67

Grade 1

Date: \_\_\_\_\_


## HANDLING OF THE HOLY BIBLE

1. God speaks to us through the \_\_\_\_\_  
(Bible, storybooks)
2. The Bible is the \_\_\_\_\_ of God. (story, word)
3. Before reading the Bible, we should \_\_\_\_\_ first.  
(play, pray)
4. We should handle Bible with \_\_\_\_\_.  
(care, careless)
5. Name the divisions of the Bible  
\_\_\_\_\_ and \_\_\_\_\_
6. Name the first two gospel books  
1. \_\_\_\_\_ 2. \_\_\_\_\_

### Fill in the missing letters.

7. o \_ \_ d t \_ \_ st \_ \_ m \_ \_ nt.
8. H \_ \_ ly B \_ \_ b \_ \_ b \_ \_ e

### Draw and colour the Bible



### 10. Sing the song.

My Bible, My Bible and I

What a wonderful Bible that God gave without  
measure,

We are travelling together my Bible and I

Parent's/Guardian's Sign : \_\_\_\_\_

68

Grade 1

Date \_\_\_\_\_

Signal Holiday Homework

## BIBLE STORY : DAVID AND GOLIATH.

1. The Bible is divided into \_\_\_\_\_ parts. **(2, 3)**
2. God speaks to us through the \_\_\_\_\_.  
**(Bible, story books)**
3. The two parts of the Bible is New testament and \_\_\_\_\_  
**(covenant, Old testament)**
4. The Bible has \_\_\_\_\_ books. **(two, many)**
5. The first two Gospel books are Matthew and \_\_\_\_\_.  
**(David, Mark)**
6. Who killed Goliath? \_\_\_\_\_ **(Joseph, David)**
7. David used a sling and \_\_\_\_\_ to kill Goliath.  
**(stone, arrow)**
8. David depended on \_\_\_\_\_ for his strength.  
**(God, satan)**

### Fill in the blanks with letters.

9. G\_\_\_\_\_liath                      10. Sw\_\_\_\_\_rd

## JOSEPH AND THE COAT OF MANY COLOURS.

1. Joseph was the \_\_\_\_\_ among 12 brothers.  
**(youngest, oldest)**
2. The parents of Joseph were Jacob and \_\_\_\_\_.  
**(Ruth, Rachael)**
3. Who was loved by his father so much? \_\_\_\_\_  
**(Reuben, Joseph)**
4. Joseph had a dr\_\_\_\_\_em.
5. The brothers of Joseph h\_\_\_\_\_ted him.

Parent's/Guardian's Sign : \_\_\_\_\_

69

Grade 1

Date: \_\_\_\_\_




6. Joseph had a coat of many \_\_\_\_\_.  
**(levels, colours)**
7. We should love one another as brothers and sisters.  
**true or false** \_\_\_\_\_
8. What is a dream?

---

9. What was Joseph's first dream answer orally

---

10. Draw a coat of many colours



### **ELIJAH AND THE CHARIOT**

1. Elijah and Elisha were \_\_\_\_\_ **(priests, prophets)**
2. Elijah was a \_\_\_\_\_ of Elijah. **(police, helper)**
3. Elijah was carried up by \_\_\_\_\_ to heaven.  
**(power, a chariot of fire)**
4. What did Elisha do after Elijah had gone to heaven?
- 
- (laugh, toe his cloth into pieces)**
5. We should always \_\_\_\_\_ God. **(obey, disobey)**
6. In the church we read the \_\_\_\_\_.  
**(story book, Bible)**
7. Parents should \_\_\_\_\_ their children equally **(hate, love)**

Parent's/Guardian's Sign : \_\_\_\_\_

70

Grade 1


Date: \_\_\_\_\_

## JESUS CHRIST IN THE TEMPLE

1. Jesus was taken to the temple to be baptised  
\_\_\_\_\_ (true o, false)

### Fill in the blanks.

- a. t\_\_\_\_\_mpl\_\_\_\_\_      b. d\_\_\_\_d\_\_\_\_\_cated
2. The shepherds brought good news about the birth of Jesus. \_\_\_\_\_ (True , false)
3. Jesus was left behind in the \_\_\_\_\_. (temple, field)
4. He was found in the temple after \_\_\_\_\_ days. (2,3,4)
5. Jesus was presented for dedication in the \_\_\_\_\_  
(church, temple)
6. Draw a church and colour it.



7. \_\_\_\_\_ was loved by his father who was a carpenter (John, Jesus)

### Match the sentences in A with those ones in B.

A

B

8. Jesus was dedicated
9. Jesus was born in
10. Jesus stayed in the temple

For three days

In the temple

Bethlehem

Parent's/Guardian's Sign : \_\_\_\_\_

71

Grade 1

Date: \_\_\_\_\_



## BAPTISM OF JESUS.

1. Jesus went to a wedding at \_\_\_\_\_ of Galilee.  
**(Jordan, Cana)**
2. Who baptised Jesus? \_\_\_\_\_.  
**(John the Baptist, Joseph)**
3. Jesus was baptised in River \_\_\_\_\_.  
**(Tana, Jordan)**
4. By accepting John to baptise Him, Jesus showed  
\_\_\_\_\_ **(ability, humility)**
5. Jesus was \_\_\_\_\_ when He was being baptised.  
**(rude, humbled)**
6. Baptism is a way of making us \_\_\_\_\_ children of God  
**(good , wrong)**
7. Jesus asked the teachers in the temple \_\_\_\_\_  
**(questions, answers)**
8. We should be \_\_\_\_\_ in our churches.  
**(humble, rude)**
9. We should respect the church \_\_\_\_\_.  
**(parents, leaders)**

### 10. Fill in the missing letter.

B\_\_\_\_\_ ptism

Parent's/Guardian's Sign : \_\_\_\_\_

72

Grade 1

Date: \_\_\_\_\_

## THE WEDDING AT CANA OF GALILEE

1. Jesus attended a wedding at Cana in \_\_\_\_\_.  
**(Jericho, Galilee)**
2. How many jars were filled with water? \_\_\_\_\_ **(4, 6)**
3. Who told Jesus that there was no wine left?  
\_\_\_\_\_. **(Magdaline, Mary His mother)**
4. In wedding at Cana Jesus changed \_\_\_\_\_ into  
\_\_\_\_\_ **(wine, salt, water)**

### Say 'true' or 'false'.

5. The servants did as they were instructed.  
\_\_\_\_\_
6. Jesus attended the wedding at Cana with his father only. \_\_\_\_\_
7. Jesus \_\_\_\_\_ Simon Peters mother-in-law.  
**(killed, healed)**
8. We should always \_\_\_\_\_ God for all things.  
**(thank, play with)**

### Fill in the missing letters.

9. W\_\_\_\_\_dding

10. s\_\_\_\_\_rvant

Parent's/Guardian's Sign : \_\_\_\_\_

73

Grade 1

Date: \_\_\_\_\_

## SHARING

1. Name two things you share at home.

(a). \_\_\_\_\_

(b). \_\_\_\_\_

### Fill in the missing letters.

2. T\_\_\_\_\_ble

3. f\_\_\_\_\_sh

4. l\_\_\_\_\_aves

5. A family should \_\_\_\_\_ things together to show love.  
(share, group)

6. Jesus fed the crowd with 5 loaves of bread and  
\_\_\_\_\_ fish. (3, 2)

7. How many baskets remained after the crowd ate?  
\_\_\_\_\_ (6, 12)

8. We should \_\_\_\_\_ before eating food.  
(play, pray)

9. Jesus healed the \_\_\_\_\_ people. (bad, sick)

10. Jesus fed \_\_\_\_\_ people with 5 loaves of bread  
and 2 fish. (200, 5,000)

Parent's/Guardian's Sign : \_\_\_\_\_

Signal Holiday Homework

## HONESTY

Find the words in the box from the puzzle below and circle them.

**SHARE, OBEY, THANK, HONEST**

B	A	T	O	B	E	Y
E	S	H	A	R	E	W
T	R	A	M	I	S	T
H	O	N	E	S	T	E
O	W	K	W	T	D	R

5. We should say \_\_\_\_\_ when we are given gifts. **(thank you, I don't want)**

6. **Circle Christian values.**

fighting,      sharing,      unkind,

obedience, honest      disrespect

7. Obedience is doing the \_\_\_\_\_ thing.  
**(right, wrong)**

**Match the sentences in A with the words in B**

**A**

8. Telling the truth

9. Being thankful when given gifts

10. Obeying parents

**B**

Obedience

Thankfulness

Honesty

Parent's/Guardian's Sign : \_\_\_\_\_

75

Grade 1

Date: \_\_\_\_\_

Signal Holiday Homework

## THE CHURCH AS A HOUSE OF PRAYER.

1. The church is the \_\_\_\_\_ of God.  
**(home, house)**
2. We go to church to \_\_\_\_\_ **(play, worship)**
3. We should go to church on every \_\_\_\_\_.  
**(Monday, Sunday)**
4. Write **two** ways we serve God in church.  
**(a).** \_\_\_\_\_  
**(b).** \_\_\_\_\_
5. Prayer is \_\_\_\_\_.  
**(talking to God, lie God)**
6. We pray to thank God to protect us and \_\_\_\_\_ the sick. **(beat, heal)**
7. We read the \_\_\_\_\_ in the church. **(storybook, Bible)**

### Fill in the missing letters to form words.

8. S\_\_\_\_\_nd\_\_\_\_\_y

9. w\_\_\_\_\_rsh\_\_\_\_\_p

### 10. Colour the picture.



Parent's/Guardian's Sign : \_\_\_\_\_

76

Grade 1

Date: \_\_\_\_\_



# I.R.E ACTIVITIES

## QURAN

1. Surah Fatiha has \_\_\_\_\_ aya.  
(seven, five)
2. Surah Fatiha is also known as \_\_\_\_\_.  
(Ummal kitab, uraweh)
3. \_\_\_\_\_ is an opening Surah in Quran.  
(Surah Fatiha, Surah Falaq)
4. We read Surah \_\_\_\_\_ before sleeping.  
(Surah Falaq, Surah Naas)
5. Allah only can protect us against  
(i). \_\_\_\_\_  
(ii). \_\_\_\_\_
6. Surah Falaq has \_\_\_\_\_ verses.  
(five, seven)
7. We read Surah Falaq when we want to \_\_\_\_\_.  
(wake up, sleep)
8. Quran is a book for \_\_\_\_\_.  
(Christians, Muslims)
9. Qul audhu birob \_\_\_\_\_.  
(Khalaq, bilaq)
10. Minal Jin-natin wan \_\_\_\_\_.  
(naas, aalamin)

Parent's/Guardian's Sign : \_\_\_\_\_

77

Grade 1

Date: \_\_\_\_\_

Signal Holiday Homework



## HADITH AND SUNNAH

1. Islam is \_\_\_\_\_.  
(dirt, cleanliness)
2. We will enter paradise only if we are \_\_\_\_\_.  
(clean, dirty)
3. Cleanliness is part of \_\_\_\_\_.  
(iman, Islam)
4. Allah loves people who are \_\_\_\_\_.  
(clean, busy)
5. We should \_\_\_\_\_ what we have with others.  
(share, not share)
6. \_\_\_\_\_ is to worship Allah as if you see Him.  
(Iman, Ihsaan)
7. We should \_\_\_\_\_ one another.  
(hate, love)
8. We only pray to \_\_\_\_\_.  
(Allah, Angels)
9. Muslims should \_\_\_\_\_ what Allah wants.  
(do, hate)
10. We pray \_\_\_\_\_ times a day.  
(six, five)

Parent's/Guardian's Sign : \_\_\_\_\_

Signal Holiday Homework

Date: \_\_\_\_\_

## DEVOTIONAL ACTS

1. Fill in the gaps for the pillars of Islam.

(i). sh \_\_\_\_\_ h \_\_\_\_\_ dah

(ii). sw \_\_\_\_\_ l \_\_\_\_\_ h

(iii). z \_\_\_\_\_ k \_\_\_\_\_ h

2. There is no \_\_\_\_\_ to be worshipped but \_\_\_\_\_ is his messenger.

3. We say the Kalima in \_\_\_\_\_.  
(Idhan, Udhu)

4. The \_\_\_\_\_ makes you a muslim.  
(Kalima, Iqamah)

5. The pillars of Islam are \_\_\_\_\_.  
(six, five)

6. Angels are created from \_\_\_\_\_.  
(soil, light)

7. Good people will go to \_\_\_\_\_.  
(Jannah, Johanam)

8. Power of Allah is called \_\_\_\_\_.  
(Qadar, Islam)

True or false.

9. Muslims love peace \_\_\_\_\_

10. Muslims do not believe in Angels \_\_\_\_\_

Parent's/Guardian's Sign : \_\_\_\_\_

Date: \_\_\_\_\_

## PILLARS OF IMAN

1. I \_\_\_\_\_ my hands before eating.

(wash, clap)

2. Islam teaches us to be \_\_\_\_\_.

(clean, lazy)

3. We say \_\_\_\_\_ when we have wronged.

(thank you, sorry)

4. Our fingernails must be \_\_\_\_\_ and \_\_\_\_\_

5. I greet by saying \_\_\_\_\_

Parent's/Guardian's Sign : \_\_\_\_\_

80

Grade 1

Date: \_\_\_\_\_

Signal Holiday Homework

## FESTIVALS AND CEREMONIES

1. \_\_\_\_\_ is the best day of the week.  
(Sunday, Friday)
2. It is \_\_\_\_\_ to fast on Friday.  
(Halal, Haram)
3. Adam (A.S) was created on \_\_\_\_\_.  
(Monday, Friday)
4. Ressurrection will take place on a \_\_\_\_\_.  
(Friday, Saturday)
5. Swalatul Jumuah has \_\_\_\_\_ rakaa.  
(2, 4, 3)
6. The birthday of the prophet (SAW) is called \_\_\_\_\_.  
(Miladun Nabii, Miladun, Awwal)
7. Our prophet was born on a \_\_\_\_\_.  
(Friday, Monday)
8. Muslims attend Mosque for worship on \_\_\_\_\_.  
(Sunday, Friday)
9. \_\_\_\_\_ lead the prayers in the Mosque.  
(Imams, Angels)
10. Swalatul Jumuah is prayed during \_\_\_\_\_ time.  
(Asa, Dhur)

Parent's/Guardian's Sign : \_\_\_\_\_

81

Grade 1

Date: \_\_\_\_\_

Signal Holiday Homework

## MUAMALAT

1. All parts of the body are made by \_\_\_\_\_.

(Angels, Allah)

2. Name three body parts

(i). \_\_\_\_\_

(ii). \_\_\_\_\_

(iii). \_\_\_\_\_

3. People are created by \_\_\_\_\_.

(Allah, Jinn)

4. Name three animals that are useful to people.

(i). \_\_\_\_\_

(ii). \_\_\_\_\_

(iii). \_\_\_\_\_

5. We have to love and \_\_\_\_\_ our parents.

(respect, disobey)

6. \_\_\_\_\_ is the creator of hills, mountains, rivers and lakes.

(Muhammad, Allah)

7. Paradise is under the feet of \_\_\_\_\_.

(fathers, mother)

8. I say \_\_\_\_\_ when given something.

(sorry, thank you)

9. I should not \_\_\_\_\_ others. (abuse, simile at)

10. We get \_\_\_\_\_ from trees. (water, fruits)

Parent's/Guardian's Sign : \_\_\_\_\_

Signal Holiday Homework

Date: \_\_\_\_\_

## HISTORICAL AND CULTURAL HERITAGE

1. Our prophet is called \_\_\_\_\_.  
(Issa, Muhammad)
2. The mother of the prophet is called \_\_\_\_\_.  
(Halima, Amina)
3. The father of the prophet is called \_\_\_\_\_.  
(Abdallah, Twalib)
4. \_\_\_\_\_ wanted to destroy the Kaaba.  
(Ibrahim, Abra)
5. Lady Khadijah was the \_\_\_\_\_ of prophet.  
(wife, grandmother)
6. The prophet's mother died when the prophet was \_\_\_\_\_ years old. (8, 6, 4)
7. Allah destroyed Abrahah's army with \_\_\_\_\_.  
(Elephant, birds)
8. The prophet had \_\_\_\_\_ children. (7, 6)
9. The grandsons of the prophet were Hassan and \_\_\_\_\_.  
(Hussein, Kassim)
10. Our prophet was born in the town of \_\_\_\_\_.  
(Madina, Makka)

Parent's/Guardian's Sign : \_\_\_\_\_

83

Grade 1

Date: \_\_\_\_\_

Signal Holiday Homework



AL-ILM

1. Muslims pray in the \_\_\_\_\_  
(Mosque, church)
2. We must respect places of \_\_\_\_\_.  
(playing, worship)
3. We say he five \_\_\_\_\_ prayers in the Mosque.  
(Jama'a, Friday)
4. Write **two** daily prayers  
  
(i). \_\_\_\_\_  
  
(ii). \_\_\_\_\_
5. We read the \_\_\_\_\_ in the mosque.  
(Quran, Bible)